
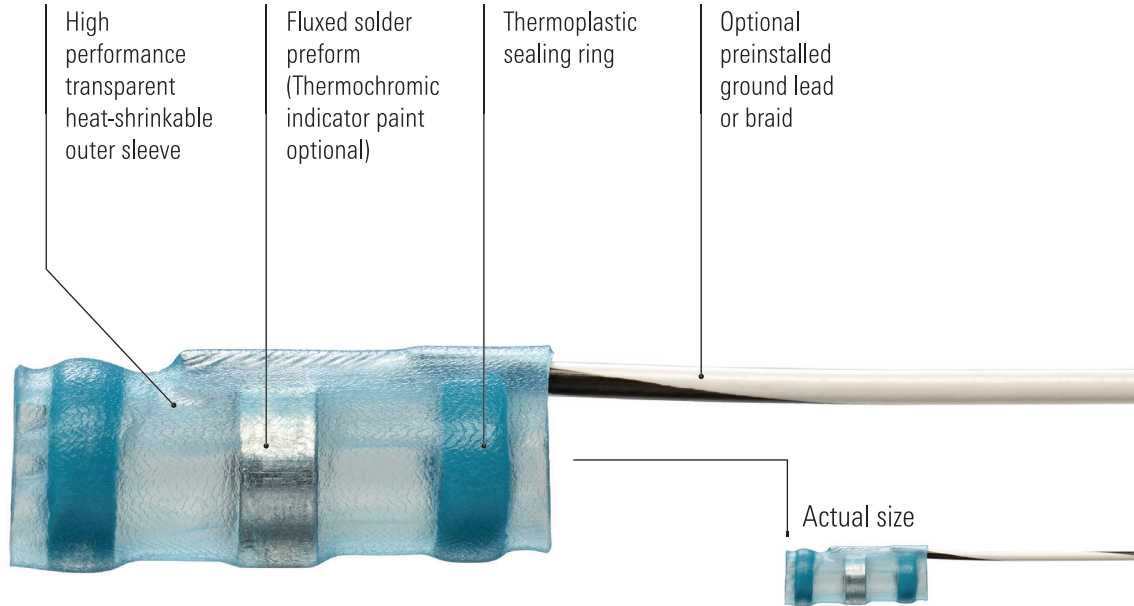


STS SOLDER TERMINATION SLEEVES PRODUCT SOLUTIONS GUIDE




Typical STS Construction Details




Installation Instructions

1. Insert prepared cable.



2. Apply heat (hot air or infrared heating tool).



Sleeve shrinks, conforms to cable profile and provides strain relief.

Solder preform melts and flows. Installation quality is visible through outer transparent sleeve.

Thermoplastic rings melt to provide environmental sealing.

RELIABLE • REPEATABLE • INSPECTABLE

STS Solder Termination Sleeves provide the most reliable means of terminating a wide variety of coaxial cables types. In addition, they can be used for wire-to-wire or wire-to-pin style connections, and even on triaxial cable assemblies. They solder, seal, insulate, and strain relieve critical connections in one simple step. STS devices are available for low and high temperature cables and come in a range of sizes, with or without preinstalled lead wires or braid conductors. Lead wires come in many choices of color, AWG sizes and types.

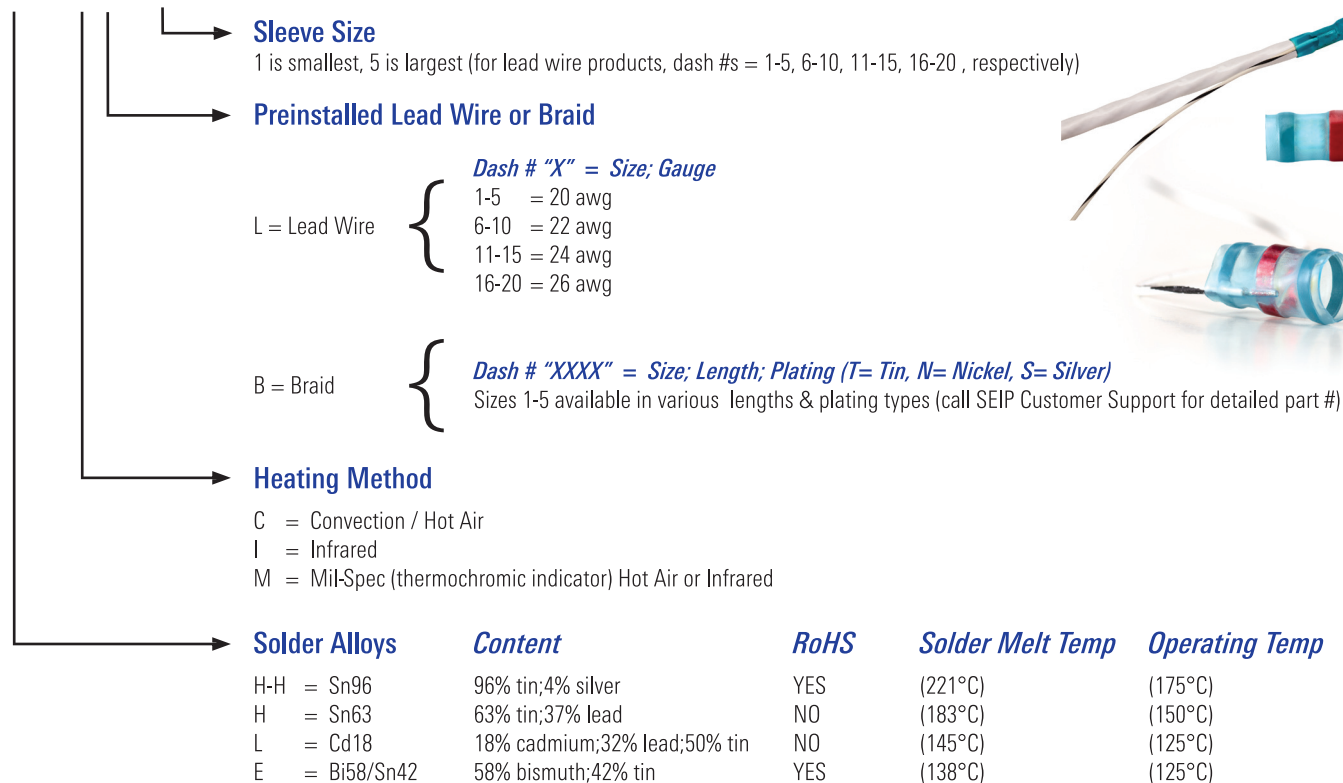
Built to stringent standards, including SAE-AS83519 and NAS 1744, 1745 & 1746, each STS device has an internal precision engineered pre-fluxed solder preform, meaning that every connection receives identical amounts of solder and flux resulting in highly repeatable processes. STS products have a long history of use in a variety of areas ranging from commercial aircraft and military aerospace & defense to high volume commercial applications.

Certain STS parts also have a temperature indicating (TI) paint on the solder rings that changes color when sufficient heat has been applied as visual evidence that the termination has been properly completed. High performance sealing inserts at each end ensure that connections are environmentally resistant. A transparent tough outer shrinkable sleeve made from semi-rigid crosslinked fluoroplastic provides strain relief, insulation and mechanical protection of the finished solder joint and allows for convenient visual inspection.

STS Part Number Family	Industry Specification
H-M Series (Immersion resistant w/o lead wire, 150°C)	AS83519/1 (QPL listed product)
H-ML Series (Immersion resistant with lead wire 150° C)	AS83519/2 (QPL listed product)
H-MB Series (w/braided lead, 150°C)	----
H-H Series (High Temperature, 175°C)	RoHS
H-C Series (High Temperature Convection Heated, 150°C)	NAS 1744, NAS 1745
L-C Series (Low Temperature Convection Heated, 125° C)	NAS 1745
H-I Series (High Temperature Infrared Heated, 150°C)	NAS 1746
E-C Series (Commercial Wire Termination, 125°C)	RoHS

STS Part Numbering Identification

H – ML – X *EXAMPLE*



150°C Operating Temperature STS

AS83519/1 & 2 (150°C) Convection or Infrared Applications Sn63 (RMA flux)											
Size	CABLE OD RANGE	NO PREINSTALLED WIRE		PREINSTALLED 20 AWG WIRE (M22759/32-20-90)		PREINSTALLED 22 AWG WIRE (M22759/32-22-90)		PREINSTALLED 24 AWG WIRE (M22759/32-24-90)		PREINSTALLED 26 AWG WIRE (M22759/32-26-90)	
		SEIP	AS (MIL)	SEIP	AS (MIL)	SEIP	AS (MIL)	SEIP	AS (MIL)	SEIP	AS (MIL)
1	.020-.105	H-M-1	M83519/1-1	H-ML-1	M83519/2-1	H-ML-6	M83519/2-6	H-ML-11	M83519/2-11	H-ML-16	M83519/2-16
2	.030-.145	H-M-2	M83519/1-2	H-ML-2	M83519/2-2	H-ML-7	M83519/2-7	H-ML-12	M83519/2-12	H-ML-17	M83519/2-17
3	.050-.200	H-M-3	M83519/1-3	H-ML-3	M83519/2-3	H-ML-8	M83519/2-8	H-ML-13	M83519/2-13	H-ML-18	M83519/2-18
4	.070-.255	H-M-4	M83519/1-4	H-ML-4	M83519/2-4	H-ML-9	M83519/2-9	H-ML-14	M83519/2-14	H-ML-19	M83519/2-19
5	.100-.300	H-M-5	M83519/1-5	H-ML-5	M83519/2-5	H-ML-10	M83519/2-10	H-ML-15	M83519/2-15	H-ML-20	M83519/2-20

NAS 1744 (150°C) Convection or Infrared Applications Sn63 (RMA flux)			
Size	CABLE OD RANGE	NO PREINSTALLED WIRE	
		SEIP	NAS
1	.020-.095	H-C4-1	1744-1
2	.030-.125	H-C4-2	1744-2
3 or 4	.050-.200	H-C4-3	1744-3
4 or 5	.100-.300	H-C4-4	1744-4

NAS 1744 (150°C) Convection or Infrared Applications Sn63 (RA flux)			
Size	CABLE OD RANGE	NO PREINSTALLED WIRE	
		SEIP	NAS
1	.020-.095	H-C4-5	1744-5
2	.030-.125	H-C4-6	1744-6
3 or 4	.050-.200	H-C4-7	1744-7
4 or 5	.100-.300	H-C4-8	1744-8

*NAS 1745 (125°C) Convection Applications Cd18 (RMA flux)			
Size	CABLE OD RANGE	NO PREINSTALLED WIRE	
		SEIP	NAS
1	.020-.095	L-C-1	1745-13
2	.030-.125	L-C-2	1745-14
3	.050-.200	L-C-3	1745-15
4	.070-.255	L-C-4	1745-23
5	.100-.300	L-C-5	1745-16
6	.220-.460	L-C-6	1745-24
7	.260-.545	L-C-7	1745-25

NAS 1745 (150°C) Convection Applications Sn63 (RMA flux)			
Size	CABLE OD RANGE	NO PREINSTALLED WIRE	
		SEIP	NAS
1	.020-.095	H-C-1	1745-1
2	.030-.125	H-C-2	1745-2
3	.050-.200	H-C-3	1745-3
4	.070-.255	H-C-4	1745-17
5	.100-.300	H-C-5	1745-4
6	.220-.460	H-C-6	1745-18
7	.260-.545	H-C-7	1745-19

NAS 1745 (150°C) Convection Applications Sn63 (RA flux)			
Size	CABLE OD RANGE	NO PREINSTALLED WIRE	
		SEIP	NAS
1	.020-.095	H-C5-5	1745-5
2	.030-.125	H-C5-6	1745-6
3	.050-.200	H-C5-7	1745-7
4	.070-.255	H-C5-20	1745-20
5	.100-.300	H-C5-8	1745-8
6	.220-.460	H-C5-21	1745-21
7	.260-.545	H-C5-22	1745-22

NAS 1746 (150°C) Infrared Applications Sn63 (RMA flux)			
Size	CABLE OD RANGE	NO PREINSTALLED WIRE	
		SEIP	NAS
1	.020-.095	H-I-1	1746-1
2	.030-.125	H-I-2	1746-2
3	.050-.200	H-I-3	1746-3
4	.070-.250	H-I-4	1746-9
5	.100-.300	H-I-5	1746-4

NAS 1746 (150°C) Infrared Applications Sn63 (RA flux)			
Size	CABLE OD RANGE	NO PREINSTALLED WIRE	
		SEIP	NAS
1	.020-.095	H-I-1-3	1746-5
2	.030-.125	H-I-2-3	1746-6
3	.050-.200	H-I-3-3	1746-7
4	.070-.250	H-I-4-3	1746-10
5	.100-.300	H-I-5-3	1746-8

*Low temperature @125°C - See STS part number identification for operating temperature detail


175°C High Operating Temperature STS – RoHS

HIGH TEMP STS (175°C) Convection Applications Sn96 (RA flux)		
Size	CABLE OD RANGE	NO PREINSTALLED WIRE
	INCHES	SEIP
1	.020-.105	H-HC-1
2	.030-.125	H-HC-2
3	.050-.200	H-HC-3
4	.070-.280	H-HC-4
5	.100-.300	H-HC-5

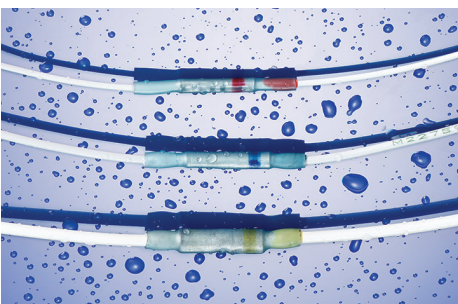
HIGH TEMP STS with leads(175°C) Convection Applications Sn96 (RA flux)			
Size	CABLE OD RANGE	PREINSTALLED 20 AWG WIRE (M22759/41-20-90)	PREINSTALLED 22 AWG WIRE (M22759/41-22-YY)
	INCHES	SEIP	SEIP
1	.020-.105	H-HML-1	H-HML-6-YY
2	.030-.145	H-HML-2	H-HML-7-YY
3	.050-.200	H-HML-3	H-HML-8-YY
4	.070-.255	H-HML-4	H-HML-9-YY
5	.100-.300	H-HML-5	H-HML-10-YY

125°C Low Operating Temperature STS – RoHS

LOW TEMP STS (125°C) Convection Applications Bi58 (RMA flux)		
Size	CABLE OD RANGE	NO PREINSTALLED WIRE
	INCHES	SEIP
1	.020-.095	E-C4-1
2	.030-.125	E-C4-2
3	.050-.200	E-C4-3
4	.070-.235	E-C4-4
5	.100-.300	E-C4-5



150°C Operating Temperature Crimp STS – RoHS



Crimp Kit Color Code Selection					
Product name	SAE Spec Equivalent	1 to 1 Splice Wire Range (AWG)	Crimp Barrel Size Range CMA - (mm ²)	Shrink Sleeve Sealing Inserts - Inside Diameter Inches (mm)	Color Code
H-CR-436-36	AS81824/1-1	26 - 20	304 - 1510 (0.15 - 0.75)	.085 (2.16)	RED
H-CR-436-37	AS81824/1-2	20 - 16	779 - 2680 (0.39 - 1.34)	.110 (2.79)	BLUE
H-CR-436-38	AS81824/1-3	16 - 12	1900 - 6755 (0.95 - 3.37)	.170 (4.32)	YELLOW

STS sealed crimp kits provide reliable, stable, environmentally sealed crimp splices in the most extreme operating environments.

Features:

Temperature range: -55°C to +150°C

Moisture resistant

RoHS compliant

Required Crimping Tool: Per SAE-AS22520

Call to Order: (800) 339-8993

Email: sales@m3associatesinc.com

Website: <http://www.m3associatesinc.com>